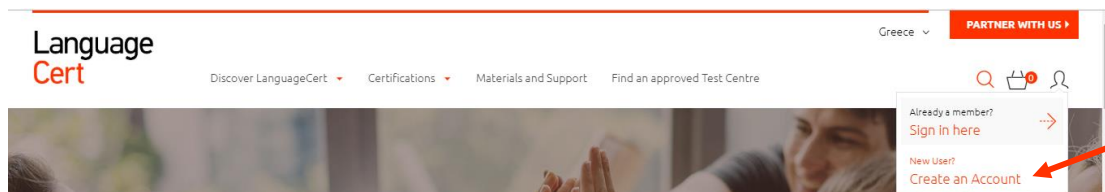


LanguageCert International ESOL

Exam Registration Instructions -
Using an Exam Code



1. Create your LanguageCert Account





2. Fill in the required information


NEW USER?

SIGN UP WITH

YOUR SOCIAL MEDIA ACCOUNT

 Continue with Facebook

 Login with LinkedIn

 Sign in with Google

Signing up with social is super quick. No extra passwords to remember - no brain fail. Don't worry, we'd never share any of your data or post anything on your behalf.

YOUR EMAIL ADDRESS

Name

Surname

Email address

Country of residence

Select country

Password

☐ I am over sixteen years old

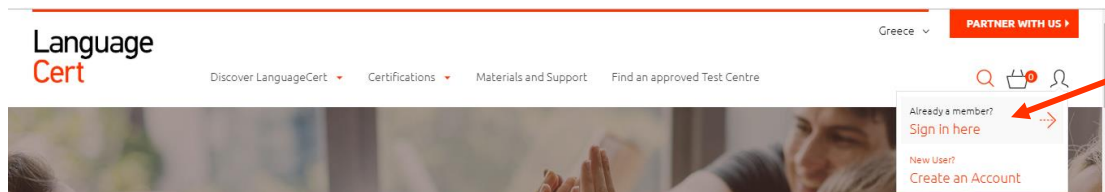
☐ I agree to receive news and offers

☐ I agree to PeopleCert's [Terms of Use and Privacy Policy](#)

JOIN


By clicking JOIN you confirm that you have read and agreed with PeopleCert's Terms of Use & Privacy Policy. LanguageCert (PeopleCert Qualifications Ltd), member of PeopleCert Group, uses PeopleCert's state-of-the-art and innovative administration technologies and systems.


3. Once you create your Account, **Sign in** to your Account using your credentials.




ALREADY REGISTERED?
LOGIN WITH

YOUR SOCIAL MEDIA ACCOUNT

 Continue with Facebook

 Login with LinkedIn

 Sign in with Google

YOUR EMAIL ADDRESS

E-mail

Password

LOGIN

[Forgot Password?](#)
[Not a member yet? Sign up here](#)

4. Insert your Voucher Code and click **Confirm**

A screenshot of the LanguageCert website showing the user's account page. The header is the same as in the previous image. The main content area says 'Welcome, First Name - Last Name' and 'Register for your exam'. Below this, it asks 'Have an Exam Code from your Training Organisation? If so, enter it here:' followed by a text input field labeled 'Code' and a red 'CONFIRM' button. A red arrow points to the 'CONFIRM' button. At the bottom, there is a navigation bar with links: Overview (active), My profile, Certifications & Memberships, My badges, Exam history, and Purchase history.

5. Complete your profile

Welcome,
Complete your Profile

IMPORTANT! Please ensure your legal name and surname match the Legal ID Document you will be presenting during your exam. Failure to submit correct details below will result in cancellation of your exam and you will not be entitled to a refund.

* First Name (Latin characters)	* Last Name (Latin characters)
<input type="text"/>	<input type="text"/>
* First Name (Native)	* Last Name (Native)
<input type="text"/>	<input type="text"/>
* Birth date	* Native Language
<input type="text"/>	<input type="text" value="Please select"/>
* Gender	* Address
<input type="text" value="Please select"/>	<input type="text"/>
* Mobile Phone	* City
<input type="text"/>	<input type="text"/>
* Postal Code	
<input type="text" value="Please select"/>	

6. Fill in your Exam Information and then click *Confirm My Exam*. Fields marked with an asterisk are mandatory.

Welcome, **FIRST NAME and LAST NAME**
Additional data needed for registration

Please complete the required fields and click on Confirm my Exam

CANDIDATE INFORMATION		EXAM INFORMATION	
First Name (Latin characters)	First Name (Native)	* Exam Location	* Exam Postal Address
FIRST NAME	FIRST NAME	<input type="text"/>	<input type="text"/>
Last Name (Latin characters)	Last Name (Native)	* Exam Country	Trainer
LAST NAME	LAST NAME	<input type="text"/>	<input type="text" value="Select"/>
Product	* Exam Language	Additional recipients email addresses (up to 3 separated by semicolon ";")	
EXAM	<input type="text" value="English"/>	<input type="text"/>	
Test Center	Voucher Category		
Expiration Date			

* denotes mandatory field

* Rescheduling an exam up to 48 hours before its start time is free. [Read more](#)

CONFIRM MY EXAM

7. Select the date and time for your exam & click *Add Selected Slot to Basket*

Presenting time slots in (UTC+02:00) Athens, Bucharest ▾

⚠ Make sure that the correct timezone for your exam location is selected on the above menu.

← PREVIOUS 7 DAYS


Mon 22 Apr Tue 23 Apr Wed 24 Apr Thu 25 Apr Fri 26 Apr Sat 27 Apr Sun 28 Apr

Monday, 25 February 2019

00:00 - 07:59 08:00 - 15:59 **16:00 - 23:59**

Your exam will start at:

17:15 18:10 18:30 19:15 19:35

ADD SELECTED SLOT TO BASKET 

8. Expect to receive an automated email with your booking confirmation and instructions on how to run the exam

9. Expect to receive an automated reminder email 24 hours before the exam

LanguageCert is a business name of PeopleCert Qualifications Ltd, UK company number 09620926.

Copyright © 2019 LanguageCert

All rights reserved. No part of this publication may be reproduced or transmitted in any form and by any means (electronic, photocopying, recording or otherwise) except as permitted in writing by LanguageCert. Enquiries for permission to reproduce, transmit or use for any purpose this material should be directed to LanguageCert.

DISCLAIMER

This publication is designed to provide helpful information to the reader. Although care has been taken by LanguageCert in the preparation of this publication, no representation or warranty (express or implied) is given by LanguageCert with respect as to the completeness, accuracy, reliability, suitability or availability of the information contained within it and neither shall LanguageCert be responsible or liable for any loss or damage whatsoever (including but not limited to, special, indirect, consequential) arising or resulting from information, instructions or advice contained within this publication.